





# Club Health Assessment for District 25 B through December 2024

			Status	Membership						Reports					Finance		LCIF	
Club Number	Club Name	Charter Date		Current Member Count	YTD Members Added	YTD Members Dropped	YTD Net Growth	YTD Net Growth%	Member Count 12 Months Ago	Avg. length of service for dropped members	Months Since Last MMR ***	Yrs. Since Last Officer Report	President Rotation	Vice President Reported ****	Months Since Last Activity Report ***	Account Balance	Donations for current Fiscal Year	
			Number of times on status quo within last two years	If below 15 members appears			If net loss is greater than 20% appears				If no report in 3 months appears in	When more than one year appears in	Number of repeat terms	Notes the officers that do not have an active		If no report at 12 months appears in red		
Clubs more than two years old																		
9465	ALBION	10/22/1952	Active	51	0	0	0	0.00%	51		8			N	7		\$2,225.00	
Exc Award (06/30/2017, 06/30/2018, 06/30/2019)																		
9466	ANDREWS	05/24/1945	Active	23	1	1	0	0.00%	27	31	1			VP,SC	0			
Exc Award (06/30/2017)																		
9467	ANGOLA	02/14/1929	Active	16	1	0	1	6.67%	15		4		4	R	T,M,VP,SC	24+		
9468	ANTHONY WAYNE L C	12/07/1972	Active	34	0	0	0	0.00%	34		2		None	P,M,VP,SC	14		\$200.00	
Exc Award (06/30/2018)																		
9469	ARCOLA	09/23/1949	Active	21	0	1	-1	-4.55%	22	52	2		2	N	SC	1	\$150.00	
9471	AUBURN	05/29/1928	Active	27	0	0	0	0.00%	31		10		None	P,S,T,M,VP SC	13	90+ Days		
Exc Award (06/30/2016)																		
60829	AUBURN CLASSIC NOON	06/01/1998	Active	38	2	0	2	5.56%	43		1			N		0		
Exc Award (06/30/2016)																		
9474	BIPPUS	05/10/1948	Active	15	0	0	0	0.00%	15		6		8	M,VP,SC	2			
9475	BLUFFTON	09/29/1947	Active	19	0	2	-2	-9.52%	20	24	5			S,VP	7			
Exc Award (06/30/2017, 06/30/2018, 06/30/2019)																		
9478	CEDAR CREEK	10/23/1951	Active	13	0	8	-8	-38.10%	23	13	0		4	M,VP,SC	13		\$100.00	
Exc Award (06/30/2016)																		
9479	CHURUBUSCO	03/26/1956	Active	8	0	0	0	0.00%	8		7			N	VP,SC	3		
32072	CLEAR LAKE	04/21/1976	Active	13	0	0	0	0.00%	12		6		4	P,M,VP,SC	19			
61290	COLUMBIA CITY	11/30/1998	Active	6	0	0	0	0.00%	6		9	1	None	P,S,T,M,VP SC	N/R			
9481	CROMWELL KIMMEL L C	07/23/1945	Active	26	0	1	-1	-3.70%	27	16	0			N	M,SC	0		
Exc Award (06/30/2016)																		
9482	DECATUR	12/21/1926	Active	9	0	0	0	0.00%	10		9	1	None	P,S,T,M,VP SC	24+		\$152.35	
97418	FORT WAYNE CHAPEL RIDGE	06/30/2006	Active	13	0	4	-4	-23.53%	17	11	4		2	M,VP,SC	24+		\$1,150.00	
Exc Award (06/30/2018)																		
9489	FORT WAYNE MC MILLEN PARK	11/27/1953	Active	5	0	0	0	0.00%	6		6		9	R	P,VP,SC	15	\$100.00	




# Club Health Assessment for District 25 B through December 2024

			Status	Membership							Reports					Finance	LCIF	
Club Number	Club Name	Charter Date		Current Member Count	YTD Members Added	YTD Members Dropped	YTD Net Growth	YTD Net Growth%	Member Count 12 Months Ago	Avg. length of service for dropped members	Months Since Last MMR ***	Yrs. Since Last Officer Report	President Rotation	Vice President Reported ****	Months Since Last Activity Report ***	Account Balance	Donations for current Fiscal Year	
			Number of times on status quo within last two years	If below 15 members appears					If net loss is greater than 20% appears			If no report in 3 months appears in	When more than one year appears in	Number of repeat terms	Notes the officers that do not have an active	If no report at 12 months appears in red		
Exc Award (06/30/2017)																		
9494	HAMILTON	06/29/1939	Active	26	0	3	-3	-10.34%	30	17	1		None	P,M,VP,SC	1		\$510.00	
Exc Award (06/30/2018, 06/30/2020)																		
9495	HARLAN	08/23/1944	Active	12	0	0	0	0.00%	12		4		4	N	P,VP,SC	10		
9496	HERITAGE L C	02/03/1971	Active	26	1	1	0	0.00%	27	12	4			N	SC	1		
Exc Award (06/30/2016, 06/30/2022)																		
9497	HOWE	05/01/1944	Active	16	0	2	-2	-11.11%	18	17	0			R	SC	4		
Exc Award (06/30/2018)																		
9498	HUNTERTOWN	06/15/1953	Active	29	1	4	-3	-9.38%	31	7	2		2	N		6		
Exc Award (06/30/2016, 06/30/2017, 06/30/20)																		
9499	HUNTINGTON	11/13/1946	Active	15	0	2	-2	-11.76%	18	5	0				T,M,VP,SC	8	\$50.00	
9500	KENDALLVILLE	12/09/1925	Active	34	1	2	-1	-2.86%	38	25	0			N	T,M,VP,SC	24+		
Exc Award (06/30/2018, 06/30/2019)																		
9503	LAND OF LAKES	10/08/1956	Active	36	2	5	-3	-7.69%	40	12	0				M,VP,SC	24+	\$1,000.00	
9504	LARWILL	08/25/1952	Active	11	6	5	1	10.00%	10	10	0		8	N	M,VP,SC	15	90+ Days	
Exc Award (06/30/2016)																		
9506	LIGONIER	03/03/1955	Active	29	3	1	2	7.41%	27	18	2			N		0		
Exc Award (06/30/2023)																		
9508	MONGO	06/26/1953	Active	8	0	0	0	0.00%	8		9		5	N	P,M,VP,SC	13		
9509	MONROE	08/14/1953	Active	21	0	0	0	0.00%	19		4			N	P,M,SC	0		
Exc Award (06/30/2017, 06/30/2018, 06/30/20)																		
64471	MONROEVILLE	06/28/2001	Active	39	2	2	0	0.00%	36	16	2		4	N	T,SC	9	\$315.73	
Exc Award (06/30/2016, 06/30/2017, 06/30/20)																		
9511	NEW HAVEN	01/12/1956	Active	24	0	1	-1	-4.00%	25	21	4		2		VP,SC	4	\$50.00	
Exc Award (06/30/2017, 06/30/2018, 06/30/20)																		
9512	ORLAND	01/16/1948	Active	17	0	0	0	0.00%	17		1		2		M,VP,SC	2		
Exc Award (06/30/2018, 06/30/2023)																		
9513	OSSIAN	09/24/1942	Active	11	5	0	5	83.33%	6		3		10		M,VP,SC	2	\$50.00	
Exc Award (06/30/2016, 06/30/2017)																		



## Club Health Assessment for District 25 B through December 2024

			Status	Membership							Reports					Finance	LCIF
Club Number	Club Name	Charter Date		Current Member Count	YTD Members Added	YTD Members Dropped	YTD Net Growth	YTD Net Growth%	Member Count 12 Months Ago	Avg. length of service for dropped members	Months Since Last MMR ***	Yrs. Since Last Officer Report	President Rotation	Vice President Reported ****	Months Since Last Activity Report ***	Account Balance	Donations for current Fiscal Year
			Number of times on status quo within last two years	If below 15 members appears				If net loss is greater than 20% appears			If no report in 3 months appears in	When more than one year appears in	Number of repeat terms	Notes the officers that do not have an active	If no report at 12 months appears in red		
9515	PLEASANT LAKE Exc Award (06/30/2016)	05/09/1930	Active	44	3	1	2	4.76%	43	21	0		None	P,T,M,VP,SC	24+		\$1,000.00
32725	ROANOKE Exc Award (06/30/2017)	09/03/1976	Active	26	1	3	-2	-7.14%	27	2	3		IP	T,M,SC	1		\$1,250.00
9517	ROME CITY BRIMFIELD	01/11/1956	Active	29	0	0	0	0.00%	29		9	1	None	P,S,T,M,VP SC	24+		
46283	SOUTH MILFORD Exc Award (06/30/2016)	06/02/1986	Active	29	0	0	0	0.00%	29		6			M,VP,SC	24+		
9518	ST JOE Exc Award (06/30/2016)	08/09/1940	Active	16	0	0	0	0.00%	13		2		4	N	P,T,M,SC	9	
9523	STROH	03/19/1951	Active	24	0	0	0	0.00%	24		5			N	SC	10	
9524	TRI LAKES	02/24/1955	Active	12	0	0	0	0.00%	12		8		6	R	P,M,SC	0	\$25.00
39142	UNION TOWNSHIP L C Exc Award (06/30/2017, 06/30/2018, 06/30/20)	12/31/1980	Active	13	0	1	-1	-7.14%	13	44	0		2	R	P,T,M,VP,SC	10	
9527	WATERLOO Exc Award (06/30/2018)	01/22/1929	Active	19	0	0	0	0.00%	19		19	1	None	P,S,T,M,VP SC	22		\$100.00
9529	WOLCOTTVILLE	01/15/1929	Active	16	0	0	0	0.00%	16		3			N	M,SC	24+	\$300.00
9531	WOODBURN Exc Award (06/30/2016)	05/06/1938	Active	29	0	0	0	0.00%	29		6	1	None	P,S,T,M,VP SC	24+		
9532	ZANESVILLE	08/24/1956	Active	16	8	10	-2	-11.11%	19	7	0			VP,SC	0		

Clubs Cancelled Previous Fiscal Year – Clubs Cancelled within last 12 months may be reinstated

Club Number	Club Name	Charter Date	Current Status*	Cancellation Date
9522	SOUTH WHITLEY	10/28/1930	Cancelled(8*)	06/29/2024



# Club Health Assessment for District 25 B through December 2024

Club Number			Club Name			Charter Date			Status	Membership						Reports				Finance		LCIF		
										Current Member Count	YTD Members Added	YTD Members Dropped	YTD Net Growth	YTD Net Growth%	Member Count 12 Months Ago	Avg. length of service for dropped members	Months Since Last MMR ***	Yrs. Since Last Officer Report	President Rotation	Vice President Reported ****	Months Since Last Activity Report ***	Account Balance	Donations for current Fiscal Year	
									Number of times on status quo within last two years	If below 15 members appears			If net loss is greater than 20% appears			If no report in 3 months appears in		When more than one year appears in	Number of repeat terms	Notes the officers that do not have an active		If no report at 12 months appears in red		
Current Total Clubs Count	YTD New Clubs Count	YTD Cancelled Clubs Count	YTD Net Club Gain	Current Total Members Count	YTD Add	YTD Drop	YTD Net Growth	YTD Net Growth %	Member Count 12 Months Ago	Average Member Count Per Club	% of Clubs with less than 20 members	% No MMR in 3 Months	% No Officer Report in 12 Months	% of Clubs with balance 90+ days	Number of Clubs in Status Quo	% Status Quo Clubs in Financial Suspension	Number of Cancelled Clubs	Average Cancelled Club Age	Members Lost Due to Cancellation	% of Clubs Cancelled for Non-Financial Reasons				
45	0	0	0	964	37	60	-23	-2.33%	1,002	21	51%	56%	11%	4%	0	0%	0	0	0	0%				

\* - P - Priority Club. Cancellation Reasons: 1-Objectives/conduct, 2-Non-active club, 5-Non-existing club, 6-Disbanding, 7-Merger, 8-Financial Suspension, 9-District/Multiple District Dues.

\*\* - Abbreviation: P-President, S-Secretary, T-Treasurer, M-Member Chairperson, VP-First Vice President, MC-Communications Chairperson, SC-Service Chairperson

\*\*\* - Abbreviation: N/R - Never reported using the Lions Clubs website, N/A - Not applicable, No password registered for the Lions Clubs website.

\*\*\*\* - Abbreviation: N - New, IP - Immediate Past, R - Repeat.